



# HUSQVARNA AUTOMOWER®



## How it works!

To cut a little and often, is what leads to more efficient cutting and healthier grass.

### IT'S EASY TO SET UP

Working area and areas you want your Husqvarna Automower® to avoid is defined by a boundary wire, which is easily laid out around the desired cutting area. Go to [husqvarna.com](https://husqvarna.com) to learn more.

### COLLISION AND LIFT SENSORS

Collision and lift sensors increase safety. When the mower runs into an object it will reverse, turn and choose another direction. If it is lifted the blade and mower will stop immediately.

### NAVIGATION

- + The boundary and guide wires are staked to the lawn or buried just below the surface. A staked wire disappears into the lawn in a few weeks.
- + The mower stays inside the boundary wire laid around the perimeter of the working area.
- + The charging station transmits a signal to the wire that guides the mower where to cut and also guide it to the charging station.

BOUNDARY WIRE

GUIDE WIRE

### IRREGULAR MOVEMENT PATTERN

- + No need for specific programming.
- + Covers all parts even if the lawn is complex and/or contains trees, flowerbeds, passages, etc.
- + Allows the grass to get cut from different directions. Creates a smooth carpet-like surface.

### EFFICIENT CUTTING TECHNIQUE

- + The grass is cut with three fine, razor-sharp blades.
- + The three free-hanging blades are mounted on a disc and are easily replaced.
- + The blades can rotate back into the disc to minimize damage, should they hit hard objects – stone, branches, etc.
- + The grass mown is so fine and small that it does not need to be collected.

### AUTOMATIC CHARGING SOLUTION

When it's time to recharge, the mower finds the charger by one of three methods.

1. By picking up a signal from the charge station antenna.
2. By following the guide wire back to the charging station.
3. By following the boundary wire until within reach of the home signal.

### MOWING CYCLE

- + The concept is to keep short grass short.
- + Husqvarna Automower®
- + Finds the charging station automatically.
- + Charges for approximately 60 minutes.
- + Resumes mowing, day in and day out regardless of the weather (except snow).

### EFFORTLESS MOWING

Husqvarna Automower® uses razor-sharp blades to cut every blade of grass, resulting in a lush, green lawn that conventional blades cannot achieve. The grass clippings become a natural fertilizer, helping keep lawns lush, green and weed free.

\*Based upon value sales (Dollars) Source Euromonitor International Limited; per Robotic Lawn Mowers category definition; Home and Garden 2022ed; retail value sales in RSP, 2021 data

## AUTOMOWER® INSTALLATION

Your Automower® solution can be customized for your exact property and needs. Contact your Husqvarna dealer for more information.



**For installation services and pricing contact your husqvarna dealer.**

**Just add a smartphone and you're in charge**



Automower® Connect is a feature that gives you full control of the mower right in your smartphone. You can send start, stop and park commands, check and adjust the settings, and also receive notifications and track your mower's position in case of theft – wherever you are.



Download App available in Appstore and GooglePlay.

## Husqvarna Automower® compatible with Alexa

Connecting to Automower® robotic mowers is easier than ever! Now compatible with Amazon Alexa, our robotic lawn mower fits seamlessly into your smart home ecosystem.



Alexa, ask Automower®

- to start
- to park
- what its doing
- ...and more







Amazon Alexa compatibility available via Automower® Connect. More info at: [husqvarna.us/alexa](https://husqvarna.us/alexa)

© 2023 Husqvarna AB. All rights reserved.

# RESIDENTIAL MODELS







## Select the right Automower®

No matter the size of your lawn or the layout of your yard, there is a Husqvarna Automower® model for your property. Let us help you find the perfect robotic lawn mower for your favorite green space!

Same great features of the 115H, but with the ability to connect to Automower® from anywhere	Perfect for smaller lawns (up to 0.4 acres) that have additional complexity and obstacles	Mows large, complex lawn areas (up to 0.8 acres) with remote cutting height adjustment	Mows the largest area of any Automower® (up to 1.25 acres), even in highly complex lawn spaces	Uses EPOS™ (Exact Positioning Operating System) technology to enable virtual boundaries and flexible zone management	Ideal for large lawns (up to 0.9 acres) with steep slopes and highly complex lawn features
Connects to app from anywhere via 4G cellular	Connects to app from anywhere via 4G cellular	Connects to app from anywhere via 4G cellular	Connects to app from anywhere via 4G cellular	Connects to app from anywhere via 4G cellular	Connects to app from anywhere via 4G cellular
FROM \$699.99 MSRP	FROM \$1,999.99 MSRP	FROM \$2,499.99 MSRP	FROM \$4,099.99 MSRP	FROM \$4,999.99 MSRP* *includes EPOS™ reference station	FROM \$4,799.99 MSRP
115H with 4G	415X	430X/XH	450X/XH	450X/XH EPOS™	435X AWD
					
DIY installation	DIY and pro install available	DIY and pro install available	Pro install required	Pro install required	Pro install required

KEY TO UNDERSTANDING THE MODEL NAMES | H = High cut capability for grasses with taller ideal cut height | X = Includes advanced features and X-line design | AWD = Equipped with all-wheel drive technology

## A mower for every grass type

1.5-in	2.25-in	2.5-in	3.0-in	3.5-in	3.6-in
					
Zoysia Bermuda Centipede	Bluegrass	Rye Grass	Bahia Kentucky 31	Tall Fescue	St. Augustine
Automower® Model – Standard Cut			Automower® Model – High Cut		



# COMMERCIAL MODELS

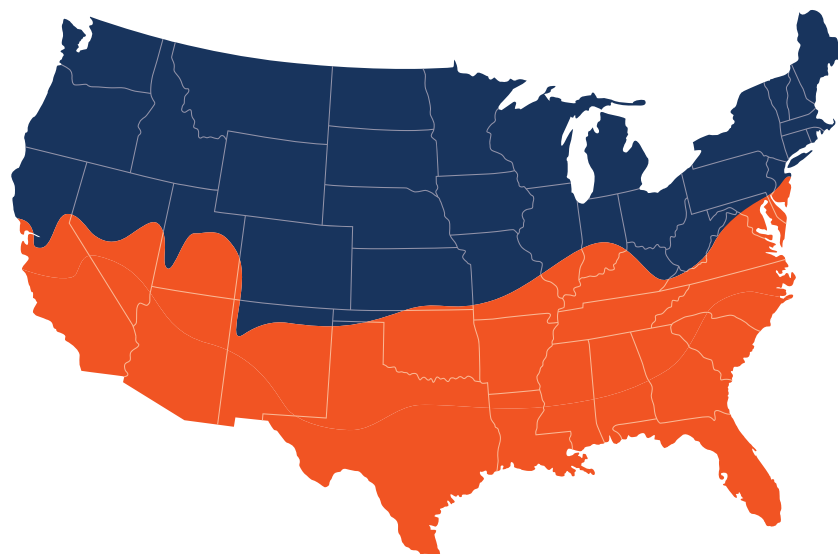
Mows medium lawn areas (up to 0.6 acres) with complexity and obstacles	Mows the largest lawn areas (up to 1.25 acres) with complexity and obstacles	Mows the largest lawn areas (up to 1.25 acres) with complexity and obstacles	Mows large turf areas (up to 0.9 acres) with complexity and slopes up to 35°	Kit includes drive unit, cutting deck, charging station, charging station support plate, wheel brush kit and an EPOS™ reference station
<b>Mows medium lawn areas, up to 0.6 acres</b>	<b>Mows the largest lawn areas, up to 1.25 acres</b>	<b>Mows the largest lawn areas, up to 1.25 acres</b>	<b>Mows large lawns up to 0.9 acres</b>	<b>Mows large sports turf areas - up to 6 acres pro sports quality and up to 18 acres regular quality</b>
<b>Controlled via Husqvarna Fleet Services™</b>	<b>Controlled via Husqvarna Fleet Services™</b>	<b>Controlled via Husqvarna Fleet Services™</b>	<b>Controlled via Husqvarna Fleet Services™</b>	<b>Virtual wire technology with EPOS™ (no wire in ground)</b>
GPS navigation and theft tracking	GPS navigation and theft tracking	GPS navigation and theft tracking	GPS navigation and theft tracking	<b>Controlled via Husqvarna Fleet Services™</b>
Commercial interface	Commercial interface	Commercial interface	Commercial interface	GPS navigation and theft tracking
Available as 520H with cut heights up to 3.6"	Available as 550H with cut heights up to 3.6"	Available as 550H EPOS with cut heights up to 3.6"	Manages steepest slopes up to 35°	Remote object detection
<b>FROM \$2,099.99 MSRP</b>	<b>FROM \$3,299.99 MSRP</b>	<b>FROM \$4,999.99 MSRP</b>	<b>FROM \$3,999.99 MSRP</b>	<b>FROM \$32,829.94 MSRP</b>
<b>520/520H</b>	<b>550/550H</b>	<b>550 EPOS/550H EPOS</b>	<b>535 AWD</b>	<b>CEORA™</b>
				

KEY TO UNDERSTANDING THE MODEL NAMES | H = High cut capability for grasses with taller ideal cut height  
EPOS = Equipped with satellite-based Exact Positioning Operating System | AWD = Equipped with all-wheel drive technology

## Typical Automower® mowing zones

(Depending on Grass Type\*)

-  Automower® High Cut Models\* (eg: 430XH)
-  Automower® High Cut and Standard Cut Models\*



\*Dependent on type of grass and recommended mowing height.



535 AWD



NEW

# CEORA™ Starter Kit

MSRP **\$32,829.94**

Get professional-quality turf without the work with CEORA™. These top-of-the-line mowers feature Husqvarna EPOS™ to cover up to 6 acres with a pro sports quality cut or up to 18 acres with a regular quality cut. And with virtually-silent operation and zero emissions, CEORA™ does the ground work so your crew can focus on the details. This kit includes everything you need to get started with CEORA™.


CEORA™ 546 EPOS™



CEORA™ CS4 Charging Station



Wheel Brush Kit



Charging Station Support Plate



EPOS™ Reference Station



CEORA™ RAZOR 43M Cutting Deck

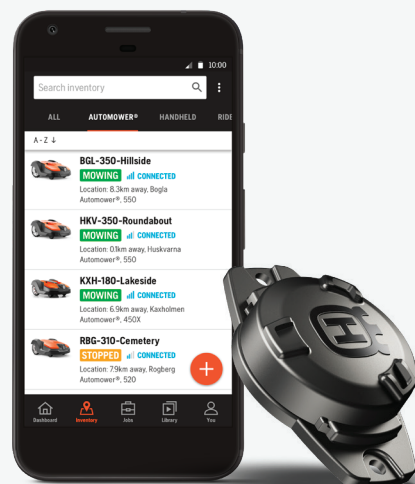


## Husqvarna Fleet Services™

Where is your equipment? How much do you actually use it? When should you service or replace it? Husqvarna Fleet Services™ offers hassle-free tracking and a more productive workday. At long last you can hear exactly what your equipment is telling you, such as:

- Equipment location
- Service History
- Run time

You'll receive all this information and more on your phone, tablet or computer, saving you time and money. Best of all, every commercial Automower® model comes ready for Fleet Services™.



## Husqvarna Automower® compatible with EPOS

Husqvarna EPOS (Exact Positioning Operating System) is a breakthrough technology for professional Automower® robotic lawn mower models. The satellite-based technology enables the mowers to work within virtual boundaries. It's an easy and flexible solution that's perfect for large open areas such as:

- Sports fields (e.g. soccer, football & baseball)
- Commercial properties & City Parks
- Golf courses

... or anywhere else with a large area of turf that need to be maintained! Best of all, the absence of physical boundary wires eliminates line breakages due to aerating or turf repair.

*Note: Areas with large trees or high buildings could potentially experience issues as Husqvarna EPOS requires sufficient satellite reception.*